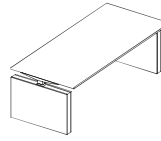



BLAT BIURKA: 25MM
NOGA BIURKA: 86MM
PŁYNNA REGULACJA W ZAKRESIE:
625-1275MM

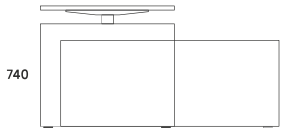
BIURKO ELEKTRYCZNE InUP



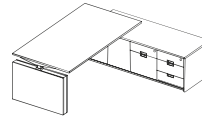
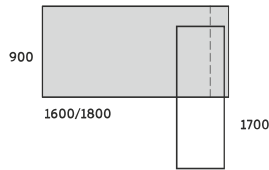
InUP

INGB-01 1600x900x625/1275
INGB-02 1800x900x625/1275

6 249,-
6 286,-



BIURKO ELEKTRYCZNE PRAWO InUP



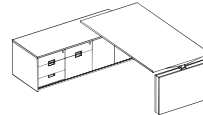
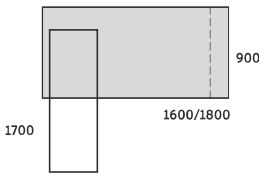
InUP

INGB/SP-01P 1600x900x625/1275
INGB/SP-02P 2180x900x625/1275

9 571,-
9 599,-

BIURKO:
BLAT BIURKA: 25MM
NOGA BIURKA: 86MM
METALOWY STELAŻ
PŁYNNA REGULACJA W ZAKRESIE:
625-1275MM

BIURKO LEWE PRESTIGE



InUP

INGB/SP-01L 1980x900x625/1275
INGB/SP-02L 2180x900x625/1275

9 571,-
9 599,-

SZAFKA LEWA/PRAWA
WYMIARY 1602x624x535 MM:
BLAT: 25 MM
KORPUS: 18 MM
SZUFLADY METALOWE-WYSUW 80%
SZUFLADY-CICHY DOMYK

BIURKO Z SZAFKĄ



-TOP 18MM
-KORPUS 18MM
-FRONTY SZUFLAD 18MM
-ZAMEK CENTRALNY
-CICHY DOMYK W STANDARDZIE

KONTENER MOBILNY

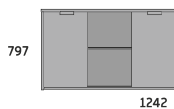


KONTENER

KONTENER

INGK 430x573x530

1 399,-



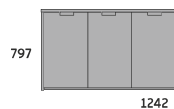
KOMODA



KOMODA

INS12R2 1242x435x797

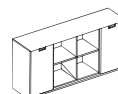
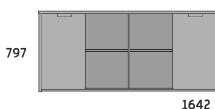
2 053,-



KOMODA

INS12D2 1242x435x797

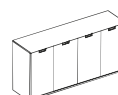

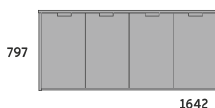
2 250,-



KOMODA

INS16R2 1642x435x797

2 560,-



KOMODA

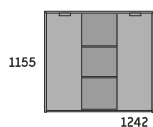
INS16D2 1642x435x797

2 988,-

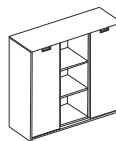
-TOP 18MM
-KORPUS 18MM
-FRONTY DRZWI 18MM
-PÓŁKI 18MM

System meble biurowe
biuro@systemmeble.pl
www.systemmeble.pl
tel. 790 536 205

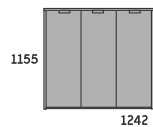
Wykonujemy efektywne miejsca
pracy na terenie całego kraju



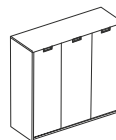
SZAFKA 3OH



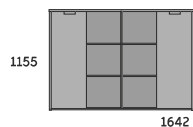
SZAFKA
INS12R3 1242x435x1155 2 533,-



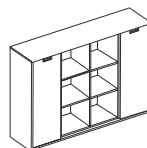
SZAFKA 3OH



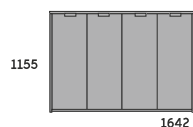
SZAFKA
INS12D3 1242x435x1155 2 774,-



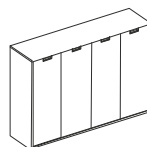
SZAFKA 3OH



SZAFKA
INS16R3 1642x435x1155 3 110,-



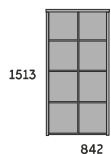
SZAFKA 3OH



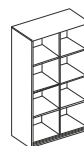
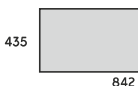
SZAFKA
INS16D3 1642x435x1155 3 625,-

-TOP 18MM
-KORPUS 18MM
-FRONTY DRZWI 18MM
-PÓŁKI 18MM

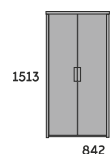
SZAFKA 4OH



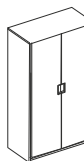
SZAFKA 4OH



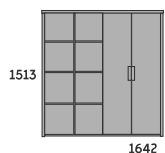
SZAFKA
INS8R4 842x435x1513 1 751,-



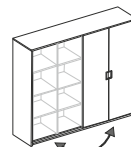
SZAFKA 4OH



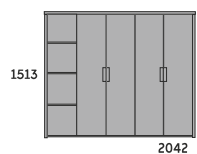
SZAFKA
INS8D4 842x435x1513 2 427,-



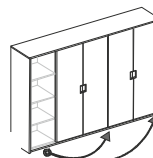
SZAFKA 4OH



SZAFKA
INS16RD4 1642x435x1513 3 773,-



SZAFKA 4OH

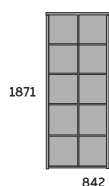


SZAFKA
INS20RD4 2042x435x1513 5 109,-

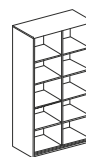
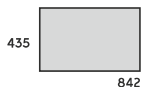
-TOP 18MM
-KORPUS 18MM
-FRONTY DRZWI 18MM
-PÓŁKI 18MM

System meble biurowe
biuro@systemmeble.pl
www.systemmeble.pl
tel. 790 536 205

Wykonujemy efektywne miejsca pracy na terenie całego kraju



SZAFKA 50H

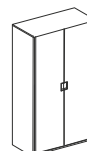


SZAFKA

INS8R5 842x435x1871 1 995,-



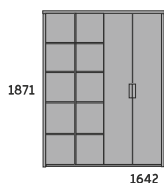
SZAFKA 50H



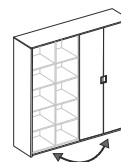
SZAFKA

INS8D5 842x435x1871 2 691,-

INS8U5 842x435x1871 2 344,-



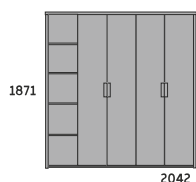
SZAFKA 50H



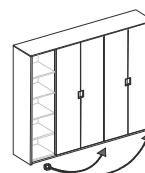
SZAFKA

INS16RD5 1642x435x1871 4 212,-

INS16RU5 1642x435x1871 3 865,-



SZAFKA 50H



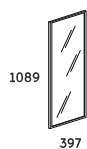
SZAFKA

INS20DD5 2042x435x1871 5 679,-

INS20DU5 2042x435x1871 5 331,-

-TOP 18MM
-KORPUS 18MM
-FRONTY DRZWI 18MM
-PÓŁKI 18MM

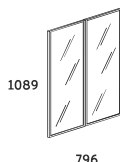
InUP GABINET DRZWI SZKLANE



DRZWI SZKLANE
W RAMCE ALUMINIOWEJ
DO SZAF 30H



DRZWI SZKLANE
INS3/1 397x20x1089 789,-



DRZWI SZKLANE
INS3/2 796x20x1089 1 546,-

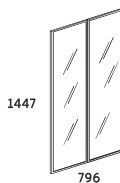
-RAMKA ALUMINIOWA
-SZKŁO SATYNA



DRZWI SZKLANE
W RAMCE ALUMINIOWEJ
DO SZAF 40H



DRZWI SZKLANE
INS4/1 397x20x1447 1 061,-



DRZWI SZKLANE
INS4/2 796x20x1447 2 101,-

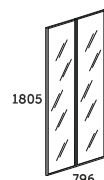
-RAMKA ALUMINIOWA
-SZKŁO SATYNA



DRZWI SZKLANE
W RAMCE ALUMINIOWEJ
DO SZAF 50H



DRZWI SZKLANE
INS5/1 397x20x1805 1 209,-



DRZWI SZKLANE
INS5/2 796x20x1805 2 386,-

-RAMKA ALUMINIOWA
-SZKŁO SATYNA